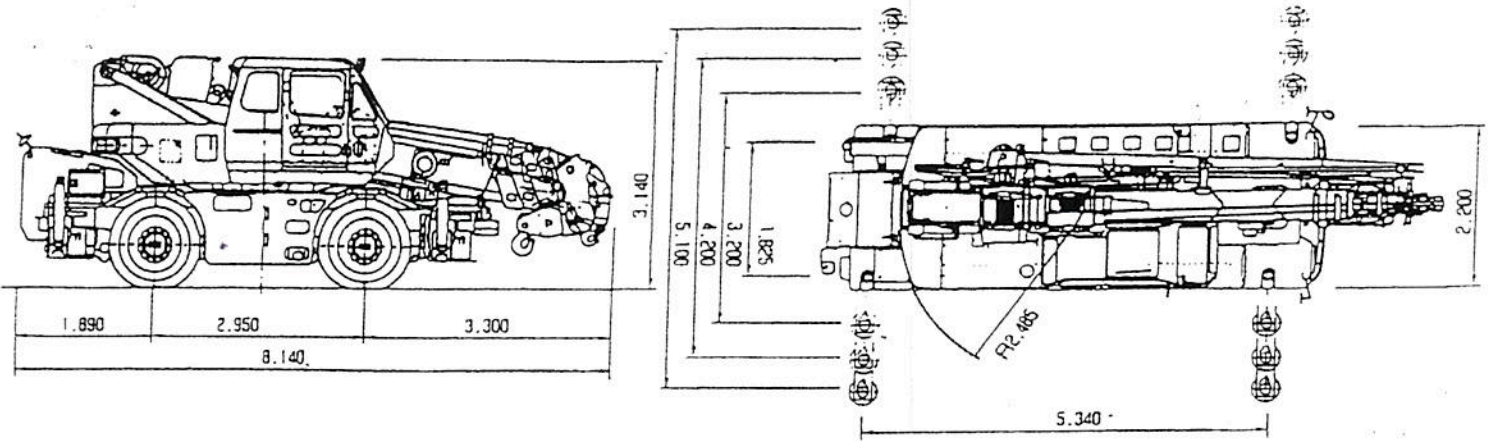


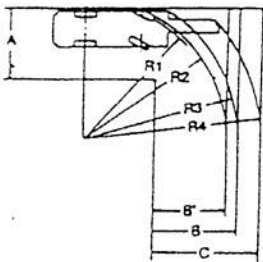
Dimensions

RK160-2



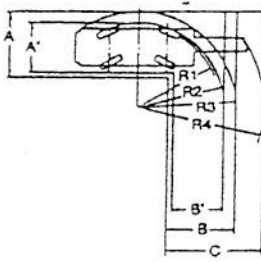
Turning Radius

2-Drive Steering (Front)



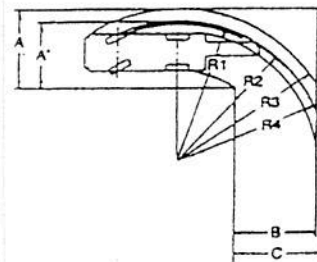
R1	Minimum turning radius	8.60m
R2	Tire clearance with cab	8.78m
R3	Carrier clearance	9.39m
R4	Boom clearance	9.78m
A	Exit width (carrier)	4.63m
B	Exit width (tires)	4.63m
C	Exit width (boom)	5.02m

4-Drive Steering



R1	Minimum turning radius	4.73m
R2	Tire clearance with cab	4.94m
R3	Carrier clearance	5.53m
R4	Boom clearance	6.15m
A	Exit width (carrier)	3.79m
B	Exit width (tires)	3.79m
C	Exit width (boom)	4.38m

2-Drive Steering (Rear)



R1	Minimum turning radius	8.60m
R2	Tire clearance with cab	8.78m
R3	Carrier clearance	9.37m
R4	Boom clearance	8.30m
A	Exit width (carrier)	4.62m
B	Exit width (tires)	4.62m

Main Boom Lifting Capacities with Outriggers

(METRICTON)

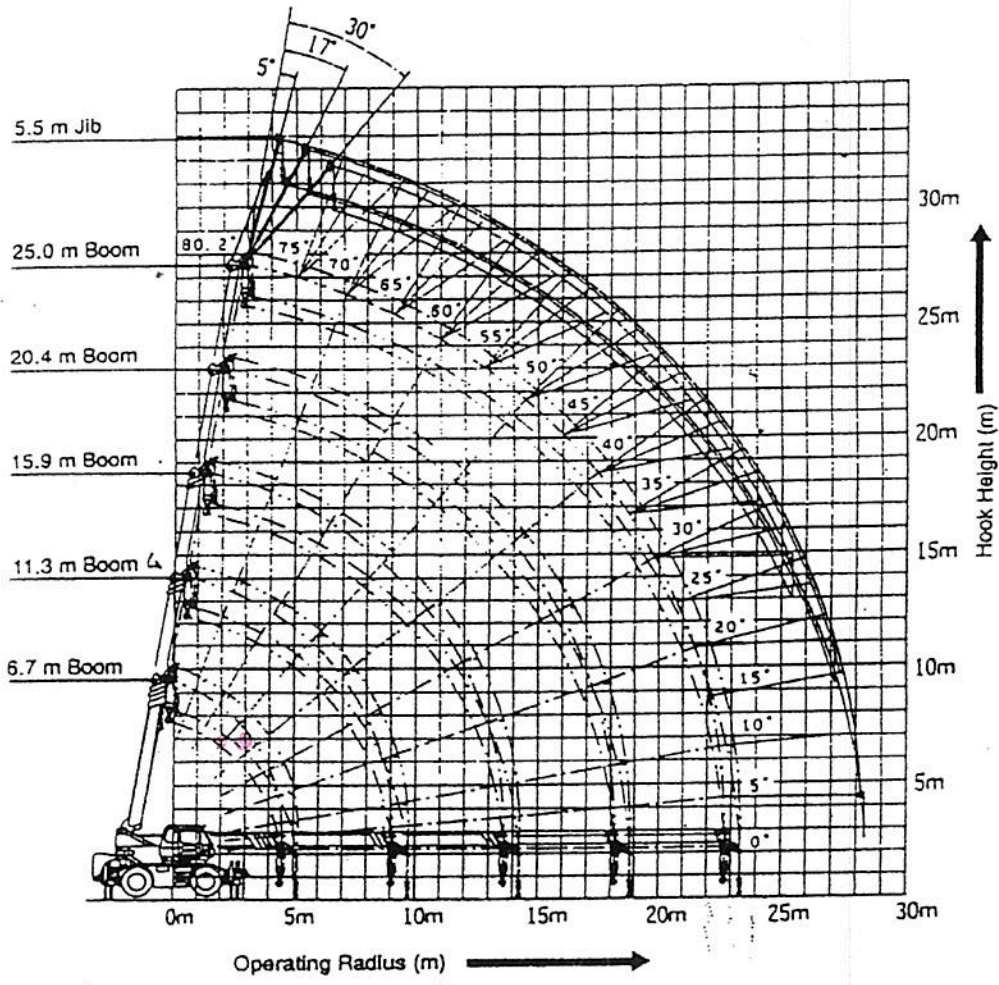
Operating radius (m)	With outriggers in 5.1 m position					With outriggers in 4.2 m position					With outriggers in 3.2 m position					With outriggers in min. position				
	360° swing area					Over the side					Over the side					Over the side				
	Boom length in meters					Boom length in meters					Boom length in meters					Boom length in meters				
	6.7	11.3	15.9	20.4	25.0	6.7	11.3	15.9	20.4	25.0	6.7	11.3	15.9	20.4	25.0	6.7	11.3	15.9	20.4	25.0
2.5	16.00	12.00	9.00	7.00		16.00	12.00	9.00	7.00		16.00	12.00	9.00	7.00		7.75	7.80	7.80	7.00	
3.0	16.00	12.00	9.00	7.00		16.00	12.00	9.00	7.00		13.00	12.00	9.00	7.00		5.55	5.60	5.60	6.10	
3.5	14.00	12.00	9.00	7.00	5.00	14.00	12.00	9.00	7.00	5.00	10.00	10.00	9.00	7.00	5.00	4.20	4.30	4.25	4.70	4.70
4.0	12.50	12.00	9.00	7.00	5.00	12.50	12.00	9.00	7.00	5.00	7.70	7.80	7.20	7.00	5.00	3.30	3.40	3.35	3.70	3.80
4.5	11.50	11.10	8.50	7.00	5.00	11.20	10.55	8.30	7.00	5.00	5.40	6.20	6.10	6.45	5.00	2.65	2.70	2.70	3.00	3.10
5.0	10.25	10.25	8.05	7.00	5.00	9.15	7.65	7.00	5.00	5.00	5.10	5.00	5.30	5.00	2.20	2.25	2.55	2.65		
5.5		9.40	7.60	6.60	4.75		7.75	6.95	6.55	4.75		4.30	4.20	4.50	4.70		1.80	1.85	2.10	2.25
6.0		8.55	7.15	6.20	4.55		6.55	6.30	6.10	4.55		3.60	3.60	3.85	4.05		1.50	1.55	1.80	1.90
6.5		7.70	6.70	5.80	4.35		5.65	5.60	5.70	4.35		3.10	3.10	3.35	3.55		1.25	1.30	1.55	1.65
7.0		6.85	6.20	5.50	4.15		4.90	4.95	5.25	4.15		2.70	2.70	2.95	3.10		1.05	1.05	1.30	1.45
7.5		6.00	5.70	5.15	3.90		4.30	4.40	4.70	3.95		2.40	2.35	2.60	2.80		0.85	0.85	1.15	1.30
8.0		5.30	5.20	4.85	3.70		3.80	3.85	4.20	3.70		2.10	2.05	2.30	2.50		0.70	0.70	0.95	1.10
9.0		4.25	4.25	4.30	3.30		3.05	3.10	3.40	3.30		1.65	1.60	1.85	2.00			0.45	0.70	0.85
10.0			3.50	3.75	3.00			2.50	2.80	2.90			1.25	1.50	1.65			0.30	0.50	0.65
11.0			2.90	3.20	2.70			2.05	2.35	2.50			1.00	1.20	1.35			(3.5m)	0.29	0.50
12.0			2.45	2.75	2.50			1.70	1.95	2.15			0.80	1.00	1.15					0.30
13.0			2.05	2.35	2.30			1.40	1.65	1.85			0.63	0.80	0.95					
14.0			1.85	2.05	2.10			1.25	1.45	1.60			0.50	0.65	0.80					
15.0			(13.6m)	1.75	1.90			(13.6m)	1.20	1.40			(13.6m)	0.55	0.65					
16.0				1.50	1.70				1.00	1.20				0.40	0.55					
17.0				1.32	1.50				0.80	1.00					0.45					
18.0				1.15	1.30				0.65	0.85					0.35					
19.0				1.15	1.15				0.60	0.70										
20.0			(18.7m)	1.00	1.10			(18.7m)	0.60	0.60										
21.0				0.90					0.50											
22.0				0.80					0.40											
24.0				0.74					0.35											
26.0				(22.7m)					(22.7m)											
Min. boom angle	0°	0°	0°	0°	0°	0°	0°	0°	0°	0°	0°	0°	0°	29°	37°	0°	0°	45°	52°	57°

Main Boom Lifting Capacities without Outriggers

(METRICTON)

Operating radius (m)	Stationary								Pick & Carry (under 2 km/h)							
	360° swing area				Over the front				360° swing area				Over the front			
	Boom length in meters				Boom length in meters				Boom length in meters				Boom length in meters			
	6.7	11.3	15.9	20.4	6.7	11.3	15.9	20.4	6.7	11.3	15.9	20.4	6.7	11.3	15.9	20.4
3.0	4.40	4.50	4.65	5.00	9.50	9.50	8.50	6.50	4.35	4.40	4.45	3.00	7.00	7.20	6.50	6.00
3.5	3.50	3.65	3.70	4.00	8.30	8.30	8.30	6.50	3.30	3.35	3.60	3.00	6.15	6.30	5.75	6.00
4.0	2.80	2.90	3.00	3.30	7.30	7.30	7.30	6.50	2.60	2.65	2.85	3.00	5.40	5.60	5.00	5.60
4.5	2.20	2.40	2.45	2.75	6.60	6.40	6.60	6.50	2.10	2.10	2.30	2.50	4.75	4.70	4.15	4.80
5.0		1.90	2.00	2.30	5.45	5.65	5.35	5.35	1.75	1.90	2.10	2.10	3.90	3.50	3.10	4.10
5.5		1.60	1.65	2.00		4.60	4.70	4.45		1.45	1.55	1.80		3.30	3.00	3.50
6.0		1.30	1.35	1.70		3.95	4.00	3.90		1.20	1.30	1.50		2.80	2.65	3.00
6.5		1.05	1.10	1.40		3.40	3.50	3.60		1.00	1.10	1.30		2.10	2.30	2.60
7.0		0.85	0.90	1.20		3.00	3.00	3.25		0.80	0.90	1.10		2.10	2.00	2.30
7.5		0.65	0.70	1.00		2.60	2.70	2.95		0.65	0.70	0.90		1.85	1.80	2.05
8.0		0.50	0.50	0.80		2.30	2.30	2.65		0.50	0.50	0.77		1.60	1.65	1.80
9.0				0.55		1.80	1.85	2.15				0.50		1.30	1.30	1.50
10.0				0.35			1.50	1.75				1.30			1.00	1.20
11.0							1.20	1.45							0.70	1.00
12.0							0.95	1.20							0.55	0.80
13.0							0.75	1.00							0.40	0.65
14.0								0.80								0.55
15.0								0.65								0.45
16.0								0.50								0.35
17.0								0.35								0.30
Min boom angle	0°	29°	48°	55°	0°	11°	19°	22°	0°	29°	48°	55°	0°	11°	19°	22°

Working Ranges



5.5 m Jib Lifting Capacities without Outriggers

	Outrigger extension: 5.1 m (Max. position)			Outrigger extension: 4.2 m (Mid. position)			Outrigger extension: 3.2 m (Mid. position)		
	360° swing area			Over the side			Over the side		
	Jib angle			Jib angle			Jib angle		
Boom angle	5°	17°	30°	5°	17°	30°	5°	17°	30°
80°	2.00	1.50	1.20	2.00	1.50	1.20	2.00	1.50	1.20
75°	2.00	1.50	1.20	2.00	1.50	1.20	2.00	1.50	1.20
70°	2.00	1.50	1.20	2.00	1.50	1.20	2.00	1.50	1.20
65°	1.62	1.25	1.12	1.60	1.25	1.06	1.50	1.15	1.00
60°	1.35	1.09	1.02	1.32	1.09	0.94	0.98	0.84	0.78
55°	1.15	0.98	0.91	1.07	0.93	0.82	0.65	0.58	0.56
50°	1.00	0.87	0.82	0.85	0.78	0.69	0.43	0.40	0.37
45°	0.87	0.78	0.75	0.65	0.63	0.57	0.22		
40°	0.75	0.70	0.68	0.50	0.49	0.45			
35°	0.65	0.62	0.60	0.35	0.35	0.32			
30°	0.56	0.54	0.52	0.25					
25°	0.48	0.46							
20°	0.41	0.38							
15°	0.35								
10°	0.30								
5°	0.25								
Min. boom angle	5°	20°	30°	30°	35°	35°	45°	50°	50°